


prénom : ..... date : .....

**Construire les premiers outils pour structurer sa pensée.**

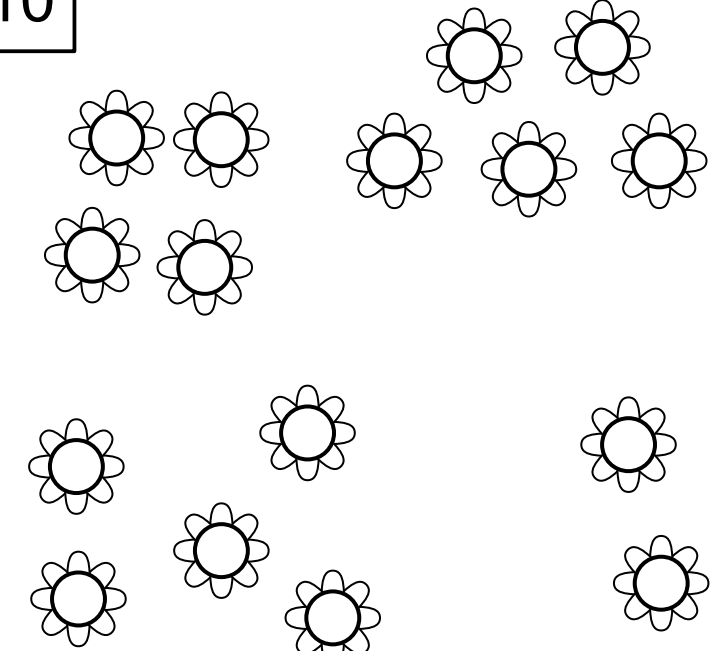
Découvrir les nombres et leurs utilisations.

Dans chaque case colorier le bon nombre de cœurs de fleurs.

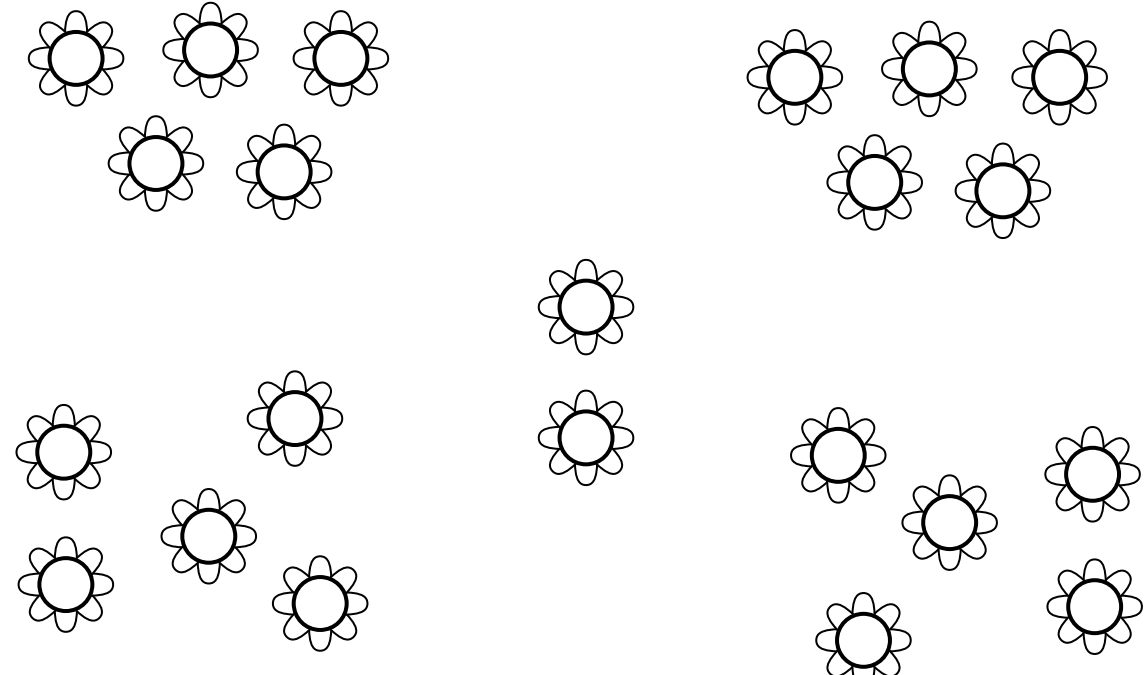
6

A box containing the number 6 in a small square. Below the number, there are six simple line drawings of flowers. They are arranged in two groups of three: one group is in the upper left and the other is in the lower right.

10

A box containing the number 10 in a small square. Below the number, there are ten simple line drawings of flowers. They are arranged in two groups of five: one group is on the left and the other is on the right.

16

A box containing the number 16 in a small square. Below the number, there are sixteen simple line drawings of flowers. They are arranged in two groups of eight: one group is on the left and the other is on the right.

prénom : ..... date : .....

**Construire les premiers outils pour structurer sa pensée.**

Découvrir les nombres et leurs utilisations.

Dans chaque case colorier le bon nombre de cœurs de fleurs.

5

11

18

prénom : ..... date : .....

**Construire les premiers outils pour structurer sa pensée.**

Découvrir les nombres et leurs utilisations.

Dans chaque case colorier le bon nombre de cœurs de fleurs.

4

12

15